

INTERNATIONAL JOURNAL OF
INNOVATIONS IN APPLIED SCIENCE
AND ENGINEERING

e-ISSN: 2454-9258; p-ISSN: 2454-809X

Leveraging the Data Analysis Tools and
Techniques in the Formation of an Effective
Public Policy

Armaan Jain

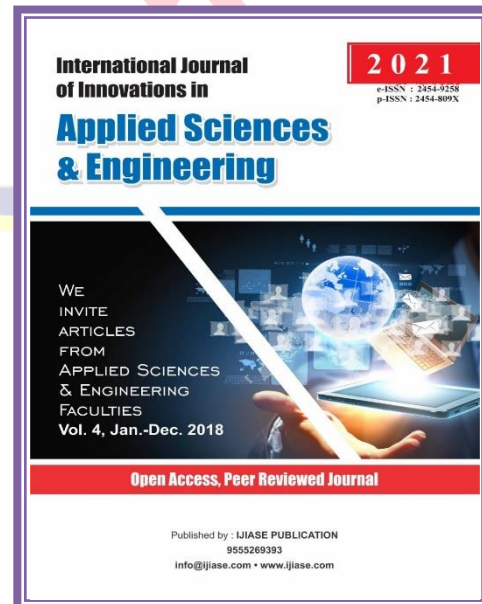
Ryan International School, Rohini-25, New Delhi

Paper Received: 04th February 2021; **Paper Accepted:** 19th April 2021;

Paper Published: 18th May 2021

How to cite the article:

Armaan Jain, Leveraging the
Data Analysis Tools and
Techniques in the Formation of
an Effective Public Policy,
IJIASE, January-December
2021, Vol 7; 91-98



ABSTRACT

Information Analytics is a subfield of software engineering that gives us tremendous assets and methods to picture, investigate, and get significant bits of knowledge from information. This is conceivable because of the accessibility of a huge volume of information from different information sources that might shift from sensors to online media stages. The current paper presents the subject of Data Analytics and contextualizes different strategies of Data Analytics regarding the policymaking system. An outline has likewise been introduced about the various utilizations of Data Analytics in other fields and how can consolidate deductions from these cases in policymaking to help with an emergency the executives, healthy areas, and bringing down the crime percentages. Eventually, a few ideas have been made while examining the future extent of this field.

INTRODUCTION

Information examination is a broadly famous and arising field that can be characterized as "the study of changing information into helpful experiences for better direction". Information examination utilizes logical strategies and progressed utilization of data innovation methods that help handle exceptionally complex information and its resulting investigations. The accompanying advances can characterize an information examination process: Data obtaining (acquisition of information), Data purging (recognition and revision of mistaken/off base information), information investigation, Data displaying and representation and understanding of information.

Subsequently, current information investigation is regularly the crossing point

of cutting edge insights, software engineering and specific area aptitude.

With steadily expanding dependence on advancements for the successful conveyance of administrations and items, numerous policymakers overall are directing their concentration toward the arising field of Data Analytics. Public policymakers gain significant experiences so that the method involved with figuring arrangements can use information turns out to be more productive, more designated and eventually gets positive change the existences of residents. Because of the accessibility of tremendous measures of knowledge, suitable innovation turns out to be vital to deal with a specific sort of information and find significant experiences in it.

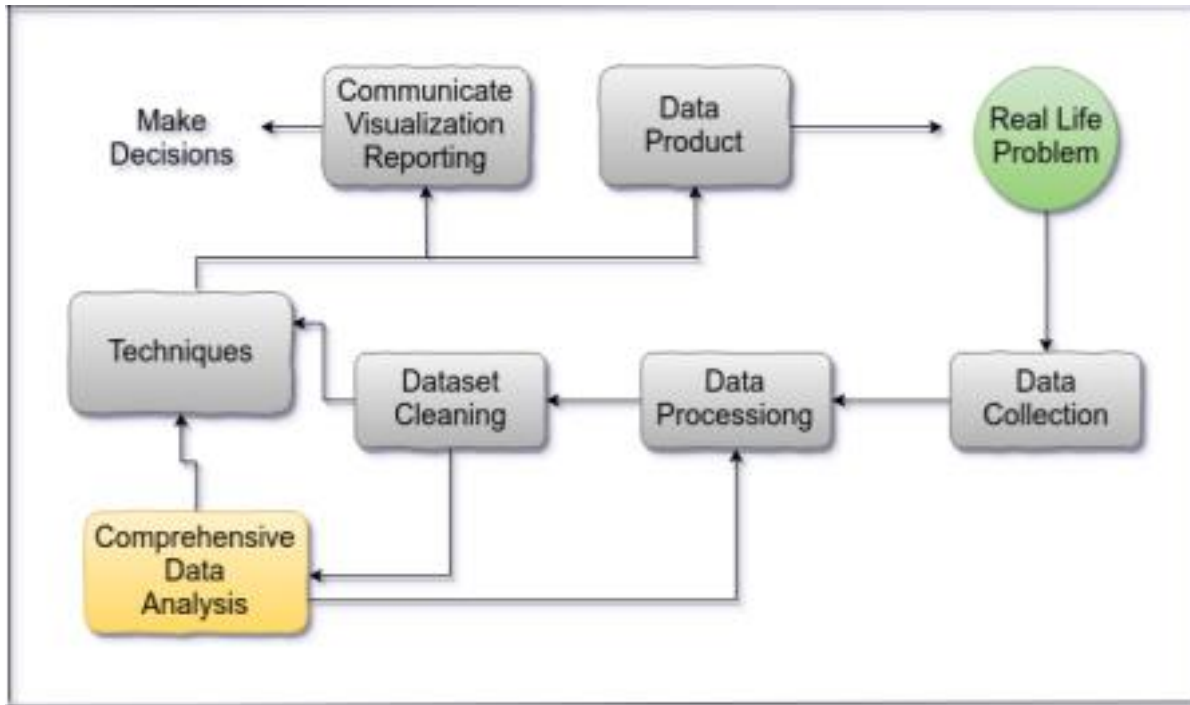


Figure 1. Decision-making process using data analytics

DATA ANALYTICS TECHNIQUES TYPES

Examination strategies help us see and get bits of knowledge from the information. These strategies ought to have the option to adjust to progressively complex issues and simultaneously track down answers for them. By and large, these information examination methods (approaches) are sorted into the accompanying four categories:

- Elucidating investigation
- Demonstrative investigation
- Prescient examination

- Prescriptive examination

A. Expressive Analytics

A strategy like this depicts the previous utilizing totalled or nitty-gritty information. This procedure uses business insight and essential measurements to figure out the past (chronicled) information. Outlines, tables and diagrams are utilized as a guide to cognizance.

B. Indicative Analytics

Examination of various peculiarities that happen in the information according to alternate points of view utilizing information

mining methods of relationship to get why/how things have occurred. Here, the contextualization of realities and blunders or contrasts is finished. Different perception techniques are utilized to pinpoint fluctuations, the event of anomalies and evolving patterns.

C. Prescient Analytics

Measurable procedures and models are utilized to estimate future patterns. This technique uses numerical computations to

foresee future patterns and occasions by using recorded information, designs in the report. It assesses the probability of their accuracy.

D. Prescriptive Analytics

Here different improvement calculations and reproductions are performed to choose the future strategy. The prescriptive investigation is liable for effectuating prescient models into activities and choices.

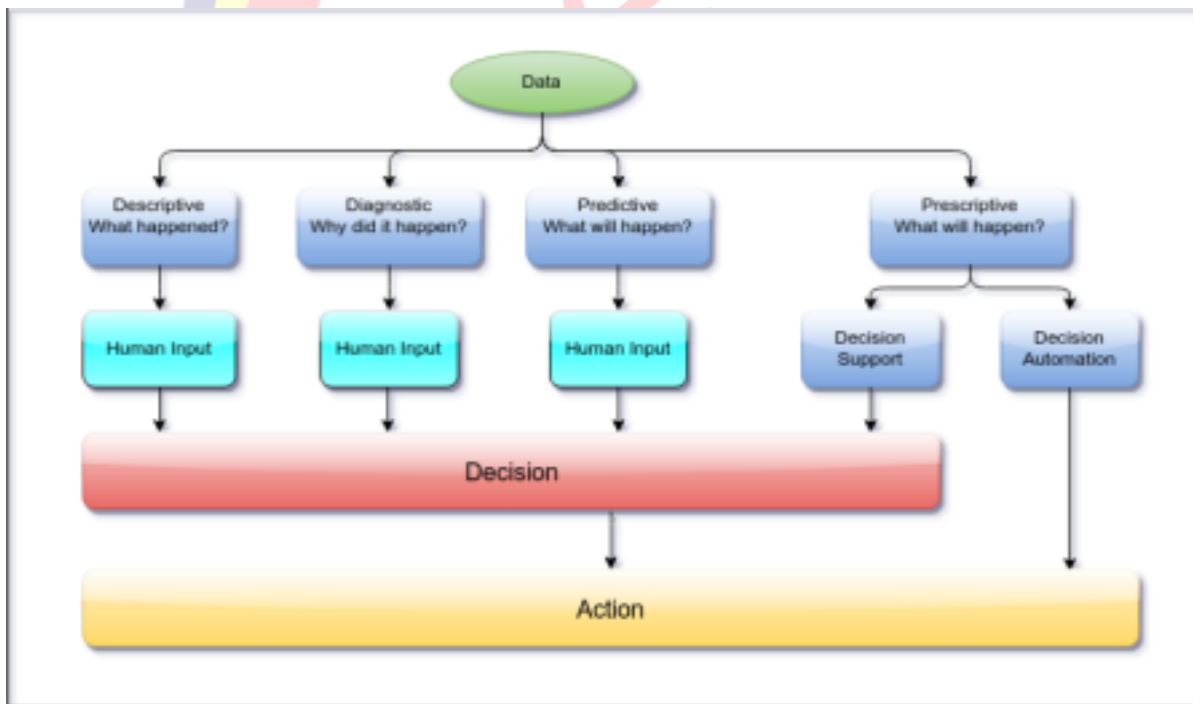


Figure 2. Different Data Analytics Techniques Overview

DIFFERENT DATA SOURCES

Contingent upon the sort and beginning of information, different wellsprings of Data can be ordered predominantly into three classes viz

- Interpersonal organizations (human-obtained data)
- Customary Business processes
- Machine-obtained Data and Internet of Things (IoT)

A. Interpersonal organizations (human-obtained data)

An all-around archived record of different human encounters in digitized in-text information, photos, recordings, and movements. This information is named "human-obtained information" and is pervasive from individual gadgets to online media stages. The central property of this information is that it is ungoverned and organized freely.

B. Customary Business processes

Handling records, observing conditional occasions, similar to the enlistment of clients, assembling merchandise, taking requests, and so on. This type of information obtaining

incorporates regular business information (in both functional and Business Intelligence frameworks). This information is organized, referred to, and contains exchanges, tables, and connections. The data is put away in social information bases and may incorporate information produced by business exchanges, online business, stock exchanging/banking and public associations and offices.

C. Machine-obtained Data and Internet of Things (IoT)

Information accumulated by machines has become truly expanding because of the achievements in developing portable innovations and the outstanding development in the manufacture of sensors. These sensors record occasions and measure boundaries in the actual climate. The information created by machines is smoothed out, appropriately organized, and frequently progressively. With the development of sensors, this information has turned into a vital piece of the data eco-framework. Different associations utilize it as it is truly appropriate for information handling. Machine-produced information incorporates information from long-lasting sensors (for example, savvy home robotization frameworks, smart climate sensors, contamination sensors, traffic sensors, observation frameworks) and

portable information acquired from PC frameworks. [1]

INFORMATION ANALYTICS AND POLICY MAKING

The ability to change common data sources like text, pictures, and value-based records into significant bits of knowledge has opened the entryway for policymakers to determine information-driven surmisings for different arrangement issues and permit quantitative examination to infiltrate the strategy interaction more profoundly than any other time. This headway in innovation has produced the chance or/and need for a more complicated, more refined and innovation-driven way to deal with changing information into strategy activity that goes past customary observational exploration [2].

EXECUTION OF DATA ANALYTICS IN PUBLIC POLICY

A. Medical care:

Among immense uses of Data Analytics in Medical Sciences, its actual application is in making expectations identified with future, rate of birth, baby mortality, and conjectures of intrinsic illnesses and the event of various sorts of tumours. The information sources might incorporate the patients past clinical

records and information of an enormous population that has effectively been mined. Some different elements, including the way of life, pay, information from telephones, applications and other individual sensors of the patient, can likewise assume a significant part. With the overflowing measure of information accessible, Data Analytics can likewise assist with finding new medications by deciding the substance intensifies that can cooperate. We can recreate the experimentation of millions of mixes proficiently quicker than expected along these lines. IBM has worked together with Teva Pharmaceuticals to find new treatment choices for the focal sensory system and respiratory sicknesses utilizing Machine Learning calculations, for example, prescient and visual examination that sudden spike in demand for IBM Watson Health Cloud [3]. Aside from recommending the treatment decisions, Data Analytics likewise recognizes the illnesses at the beginning phases and can help the general medical services framework whenever carried out appropriately in a medical care strategy.

B. Wrongdoing Prevention

Information identified with violations and hoodlums comprises many organized information accessible to states worldwide.

Can analyze this colossal volume of data to concentrate on the patterns and examples of frequently happening wrongdoings and episodes. Information Analytics can enable states and law implementation offices to screen criminal operations,

wrongdoing areas of interest and lower the crime percentage. The utilization of clever information can likewise reveal insight into the current strategies of policing and assuming that those approaches adequately decrease criminal impressions from neighbourhoods and manage pack related brutality. With the use of Data-driven frameworks in wrongdoing investigation and expectation, Data Analytics offers an extraordinary opening in tackling and identifying wrongdoing designs across different areas.

C. Catastrophe/Crisis Management

Legislatures in the current time are consolidating clever information-driven strategies that can help their resident amid emergencies or calamities. We can break down enormous information and anticipate fiascos with the headway of computational capacity and information investigation procedures. Catastrophes and plague flare-ups can be observed and expected from

information gathered from different sources, such as satellites and chronicled information refreshes from online media. AI calculations like SVM (Support Vector Machines) and ANN(Artificial Neural organizations) have been utilized. For instance, in the forecast of Malaria flare-ups, information, for example, temperature, normal month to month precipitation, the complete number of positive cases and different information focus [4]. The utilization of stages like ProMED-a constant announcing the program for watching out for arising illnesses and giving the ongoing flare-up examination report [5]. Such online information investigation projects can assist the public authority with conveying an adequate measure of help to places at greater danger. Additionally, one more stage known as AIDR (Artificial Intelligence for Disaster Response) is intended to perform programmed orders of emergency related microblog interchanges. The goal of AIDR is to order messages that individuals post during fiascos into a bunch of clients characterized classes of data (e.g., "needs", "harm", and so on). For this reason, the framework ceaselessly ingests information from Twitter, processes it (i.e., utilizing AI arrangement procedures) and use human-interest (through publicly supporting) progressively" [6]. These devices

can be immensely helpful during fiascos and shape shrewd information-driven frameworks for catastrophe the board projects and approaches.

CONCLUSION

Enormous information and Data investigation fit flawlessly into a few stages of the policymaking system and add broad worth. Particularly when the standard techniques for policymaking shift toward another information-driven methodology.

The utilization of

information investigation can generate new development in the space of dynamic administration and assist with planning effective public approaches, which can at last work on the existence of residents. The rise of new Data Analytics strategies alongside the advancement of new information sources can give a tremendous lift to the public authority's reality over to shape designated arrangements custom-made for detailed requirements of regions and populace fragments, consequently working on the general frameworks of administration.

REFERENCES

- [1] Big data analytics for policy making Report: A study prepared for the European Commission DG INFORMATICS (DG DIGIT)- 2016-2017
- [2] <https://mag.uchicago.edu/university-news/data-science-meets-public-policy>
- [3] <https://www.ibm.com/blogs/research/2017/04/machine-learning-models-drug-discovery/>
- [4] Malaria Outbreak Prediction Model Using Machine Learning Vijeta Sharma¹, Ajai Kumar², Lakshmi Panat³, Dr. Ganesh Karajkhede⁴, Anuradha lele⁵
- [5] <http://www.promedmail.org/aboutus/>
- [6] M. Imran, C. Castillo, J. Lucas, P. Meier, and S. Vieweg, "AIDR: Artificial intelligence for disaster response"